

## Change the name of a Team Key



### Store a team partner under a key – team key





Together with other members you wish to organise yourself into a team so that on the one hand you can always be reached as a team and, on the other, to ensure mutual substitution. You can configure a configurable key as a Team key and then assign it to a team partner. One team key is configured for each team member, allowing you:

- to call one another with a single keystroke;
- to answer an incoming call for another team member with a single keystroke;
- and to select whether the flashing team key should be complemented by a ringing tone whenever a team partner is called. You can configure a ringing delay for the ringing tone;
- to choose between answering directly using automatic hands-free operation, picking up the handset, and pressing the Team key.

The following audio settings are possible: *Ringing, Melody, Speed, Answer.*

#### Notes:

- A Team key can only be allocated to a configurable key.
- To find out how to use a Team key, refer to the Chapter "Using the Team key", page 66.

 <long>	Press the configurable key and hold it down for a moment. → Display shows choice of key types.
 Team key	Scroll to <i>Team key</i> and press the <i>Select</i> Foxkey.
 <Phone number, name>	Entering or editing phone number. If the user is stored in the system, the name is automatically entered. Confirm with the <i>Ok</i> Foxkey. → The display shows the properties with which you can configure the team key.
 <Audio settings>	<p><b>Set the Audio settings:</b>          Scroll to the required audio settings and press the <i>Modify</i> Foxkey. Select the required setting and confirm with the <i>Ok</i> Foxkey.          → The setting is stored.</p> <p><b>Setting possibilities for ringing:</b></p> <ul style="list-style-type: none"> <li>• <i>Off</i> for no ringing tone, <i>On</i> for instant ringing tone, and ringing tone <i>Del 10s</i>, <i>Del 20s</i> and <i>Del 30s</i> and confirm <i>Ok</i> with the Foxkey.</li> <li>• You can listen to each setting using the <i>Test</i> Foxkey.</li> </ul>

**NOTE: Office 5361** (single line display)

Team keys are only available in AASTRA 400 and not older IntelliGate systems

Please refer to your system administrator for more detail.